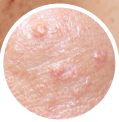


NEW

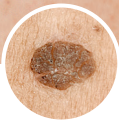


TIME TO GO

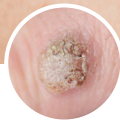
Model, not actual patient



*Sebacous
Hyperplasia*



*Seborrheic
Keratosis*



*Common
Warts**

Say goodbye to spots and bumps with an innovative new approach that's clearly different!

Introducing the CellFX® procedure



Clears the problem while preserving healthy collagen

Do you have spots and bumps that bother you? The ones you try to cover up because they make you feel self-conscious. You may even feel like they are the only things people see.

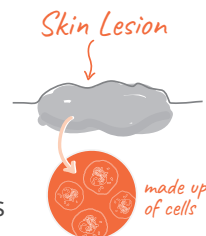
If your answer is yes, it's time to ask your doctor about the CellFX procedure. It uses advanced technology to clear away unwanted spots and bumps, while preserving the collagen that surrounds them.¹⁻⁴ A winning combination that naturally restores your skin, leaving you looking and feeling your best.



Model, not actual patient

How you clear spots and bumps matters

Did you know that most unwanted spots and bumps (known as benign skin lesions) are made up of cells? These cells cause an irregular appearance on the skin surface and can extend deep into the layers of your skin.

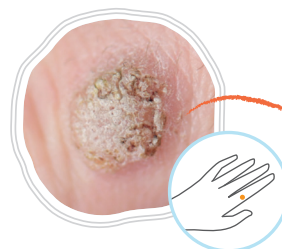


So clearing the cells can clear the problem. But it's important not to damage the non-cellular, healthy collagen that surrounds them. Traditional methods such as freezing, heat or chemical application can destroy the healthy tissue that surrounds spots and bumps, causing scarring, or they may not reach deep enough to clear the unwanted cells.



Skin-colored, raised bumps medically referred to as

Sebaceous Hyperplasia (SH)



*Common Warts**

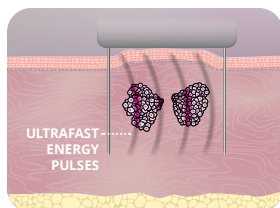
*does not include genital warts



The **secret** behind the CellFX procedure makes a **clear** difference to your skin

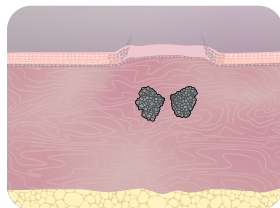
The CellFX procedure uses first-of-its-kind, patented Nano-Pulse Stimulation™ (NPS™) technology. This unique technology of ultrafast energy pulses reaches skin lesions no matter how deep they go in the treatment area. Because NPS technology only affects cells, it clears the lesion while sparing the surrounding non-cellular collagen foundation of your skin. The non-thermal CellFX procedure reduces the risk of scarring, and helps promote natural gentle healing.¹⁻⁴

The procedure is fast, easy and leads to healthy, renewed skin—like the spots and bumps were never there.



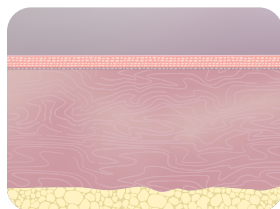
RESOLVES

Naturally clears spots and bumps, leaving surrounding collagen unharmed



REGENERATES

Stimulates cell turnover, replacing affected cells with healthy new cells




RENEWS

Renews the skin surface for a natural, healthy appearance



Model, not actual patient

Sebacous Hyperplasia (SH)



BEFORE

AFTER

Photos courtesy of Dr. Girish Munavalli, Charlotte, NC

Common Warts*

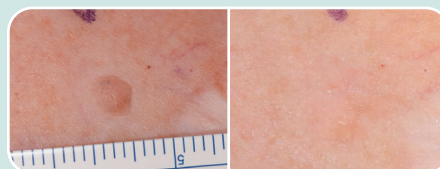


BEFORE

AFTER

Photos courtesy of Dr. Girish Munavalli, Charlotte, NC

Seborrheic Keratosis (SK)



BEFORE

AFTER

Photos courtesy of Dr. Thomas Rohrer, Chestnut Hill, MA

Individual results may vary.



It's time to ask your doctor if the CellFX procedure is right for you.

How long does the CellFX procedure take?

Your doctor will schedule the total appointment time required for your visit. The actual time for a CellFX procedure session is typically 15 minutes or less, depending on the number of benign lesions. Preparation of your skin takes a few minutes and each benign lesion usually requires only 10–15 seconds of pulsing.

When will I see results?

Benign lesions typically clear within 30–60 days. The gradual return to normal skin appearance can take between 60–90 days. Your doctor will advise what normal healing time would be for the particular lesion type and your skin type.

How soon can I return to normal activity?

Generally, most patients can immediately return to normal activity. Simple wound care will be recommended by your physician, such as wearing a small bandage for a short amount of time.

Find out more by visiting [CellFX.com](https://www.CellFX.com)

1. Kaufman D, Martinez M, Jauregui L, et al. A dose-response study of a novel method of selective tissue modification of cellular structures in the skin with nanosecond pulsed electric fields. *Lasers Surg Med.* 2019;52(4):315-322. 2. Munavalli G, Zelickson B, Selim M, et al. Safety and efficacy of nanosecond pulsed electric field treatment of sebaceous gland hyperplasia. *Dermatol Surg.* 2020;46(6):803-809. 3. Hruza G, Zelickson B, Selim M, et al. Safety and efficacy of nanosecond pulsed electric field treatment of seborrheic keratoses. *Dermatol Surg.* 2020;46(9):1183-1189. 4. Newman J, Jauregui L, Knape W, et al. A dose-response study of nanosecond electric energy pulses on facial skin. *J Cosmet Laser Ther.* October 7, 2020. doi:10.1080/14764172.2020.1827151

The CellFX System is indicated for the reduction, removal and/or clearance of cellular-based benign lesions.



© 2021 Pulse Biosciences, Inc. All rights reserved. CellFX is a registered trademark and Nano-Pulse Stimulation and NPS are trademarks of Pulse Biosciences, Inc. MM0005 Rev B

Emergo Europe B.V.
Prinsessegracht 20
2514 AP The Hague
The Netherlands

